



Ti-Loc[®] Signature **Series Tooling**

'ER' Taper Integrated Small Tooling For Slitting & Milling

- Reduces Tolerance "Stacking"
- Increases Tool Rigidity
- Enables QUICK CHANGE
- Precision Ground ER Tapers
- Maintains Exceptional TIR
- NEW Coolant-Thru Versions



www.genswiss.com

1-(413)-562-4800

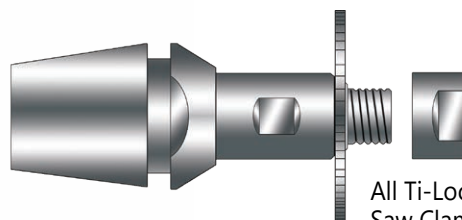
sales@genswiss.com

6 Old Stage Road, Westfield, MA 01085

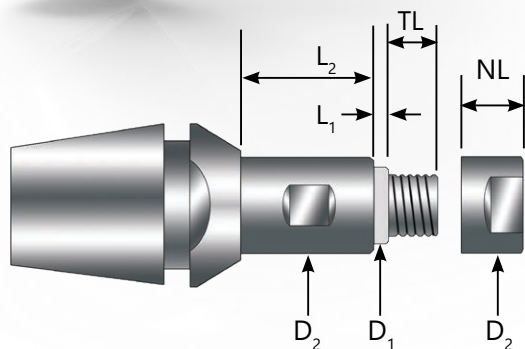


A BETTER Solution For Slitting Saw Holding

- TIR Held to .0002" or Better
- Repeatability Positioning of Saw Edge
- Ground ER Taper and Saw Journal
- Integrated ER Taper For Maximum Rigidity



All Ti-Loc Saw Arbors Include (2) Saw Clamping Nuts



NOTE: Ti-Loc® Tooling is designed to fit best with REGO-FIX® Hi-Q® nuts. May not be compatible with other brands

ER11 Saw Arbors

Item No.	Description	D ₁	D ₂	L ₁	L ₂	NL	TL
4800-000205	SAT-11-3.00-064100	3	6.4	1.27	10	5	5
4800-000206	SAT-11-3.00-064140	3	6.4	1.27	14	5	5
4800-000207	SAT-11-3.00-064190	3	6.4	1.27	19	5	5
4800-000223	SAT-11-3.00-064250	3	6.4	1.27	25	5	5
4800-000208	SAT-11-3.18-064100	.125"	6.4	1.27	10	5	5
4800-000209	SAT-11-3.18-064140	.125"	6.4	1.27	14	5	5
4800-000210	SAT-11-3.18-064190	.125"	6.4	1.27	19	5	5
4800-000224	SAT-11-3.18-064250	.125"	6.4	1.27	25	5	5
4800-000212	SAT-11-4.76-080100	.187"	8	1.27	10	5	6.35
4800-000213	SAT-11-4.76-080140	.187"	8	1.27	14	5	6.35
4800-000214	SAT-11-4.76-080190	.187"	8	1.27	19	5	6.35
4800-000225	SAT-11-4.76-080250	.187"	8	1.27	25	5	6.35
4800-000216	SAT-11-5.00-080100	5	8	1.27	10	5	6.35
4800-000217	SAT-11-5.00-080140	5	8	1.27	14	5	6.35
4800-000218	SAT-11-5.00-080190	5	8	1.27	19	5	6.35
4800-000226	SAT-11-5.00-080250	5	8	1.27	25	5	6.35
4800-000220	SAT-11-6.00-080100	6	8	1.27	10	6.35	8
4800-000221	SAT-11-6.00-080140	6	8	1.27	14	6.35	8
4800-000222	SAT-11-6.00-080190	6	8	1.27	19	6.35	8

ER16 Saw Arbors

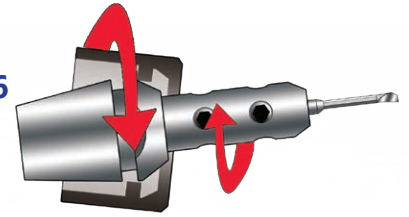
Item No.	Description	D ₁	D ₂	L ₁	L ₂	NL	TL
4800-000146	SAT-16-3.00-064180	3	6.35	1.27	18	6.35	6.5
4800-000147	SAT-16-3.00-064240	3	6.35	1.27	24	6.35	6.5
4800-000148	SAT-16-3.18-064180	.125"	6.35	1.27	18	6.35	6.5
4800-000149	SAT-16-3.18-064240	.125"	6.35	1.27	24	6.35	6.5
4800-000151	SAT-16-4.76-095180	.187"	9.53	1.27	18	6.35	6.5
4800-000154	SAT-16-4.76-095240	.187"	9.53	1.27	24	6.35	6.5
4800-000152	SAT-16-5.00-095180	5	9.5	1.27	18	6.35	6.5
4800-000185	SAT-16-5.00-095240	5	9.5	1.27	24	6.35	6.5
4800-000156	SAT-16-6.00-095180	6	9.53	1.27	18	6.35	6.5
4800-000159	SAT-16-6.00-095240	6	9.53	1.27	24	6.35	6.5
4800-000158	SAT-16-6.35-095180	.250"	9.53	1.27	18	6.35	6.5
4800-000162	SAT-16-6.35-095240	.250"	9.53	1.27	24	6.35	6.5
4800-000190	SAT-16-7.94-100180	.312"	10	1.27	18	6.35	6.5
4800-000168	SAT-16-7.94-100240	.312"	10	1.27	24	6.35	6.5
4800-000191	SAT-16-8.00-100180	8	10	1.27	18	6.35	6.5
4800-000186	SAT-16-8.00-100240	8	10	1.27	24	6.35	6.5

ER20 Saw Arbors

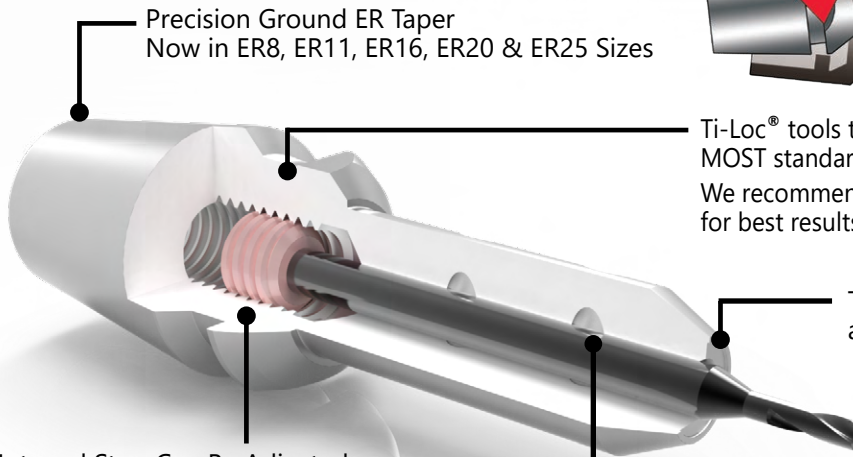
Item No.	Description	D ₁	D ₂	L ₁	L ₂	NL	TL
4800-000232	SAT-20-3.00-064180	3	6.35	1.27	18	6.35	6.5
4800-000233	SAT-20-3.00-064300	3	6.35	1.27	30	6.35	6.5
4800-000236	SAT-20-3.18-064180	.125"	6.35	1.27	18	6.35	6.5
4800-000237	SAT-20-3.18-064300	.125"	6.35	1.27	30	6.35	6.5
4800-000242	SAT-20-4.76-095180	.187"	9.53	1.27	18	6.35	7.75
4800-000243	SAT-20-4.76-095300	.187"	9.53	1.27	30	6.35	7.75
4800-000246	SAT-20-5.00-095180	5	9.53	1.27	18	6.35	7.75
4800-000247	SAT-20-5.00-095300	5	9.53	1.27	30	6.35	7.75
4800-000252	SAT-20-6.00-095180	6	9.53	1.27	18	6.35	8.5
4800-000253	SAT-20-6.00-095300	6	9.53	1.27	30	6.35	8.5
4800-000257	SAT-20-6.35-095180	.250"	9.53	1.27	18	6.35	7.75
4800-000258	SAT-20-6.35-095300	.250"	9.53	1.27	30	6.35	7.75
4800-000262	SAT-20-7.94-100180	.312"	9.53	1.27	18	6.35	7.75
4800-000263	SAT-20-7.94-100300	.312"	9.53	1.27	30	6.35	7.75
4800-000266	SAT-20-8.00-100180	8	10	1.27	18	6.35	7.75
4800-000267	SAT-20-8.00-100300	8	10	1.27	30	6.35	7.75
4800-000270	SAT-20-9.52-125180	.375"	12.5	1.27	18	7	9
4800-000271	SAT-20-9.52-125300	.375"	12.5	1.27	30	7	9
4800-000274	SAT-20-10.0-125180	10	12.5	1.27	18	7	9
4800-000275	SAT-20-10.0-125300	10	12.5	1.27	30	7	9

The BEST Method For Running Micro End Mills In Your CNC Swiss

- Enables Micro Tools to Clear the Guide Bushing
- Maintains Exceptional TIR at Extended Length
- Solves Deflection and Chatter Issues
- **NEW Coolant-Thru Versions Available for ER16**



Ti-Loc® tools twist and snap into MOST standard ER clamping nuts. We recommend HiQ® by REGO-FIX for best results.

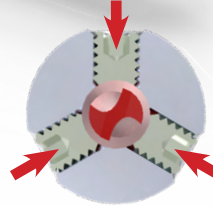


Precision Ground ER Taper
Now in ER8, ER11, ER16, ER20 & ER25 Sizes

TIR < .0002in
at extension

Internal Stop Can Be Adjusted
From Both Ends Of The Holder
Using a Standard Hex Key

Set screws hold small
shank tooling securely in
a triangular arrangement
for excellent accuracy

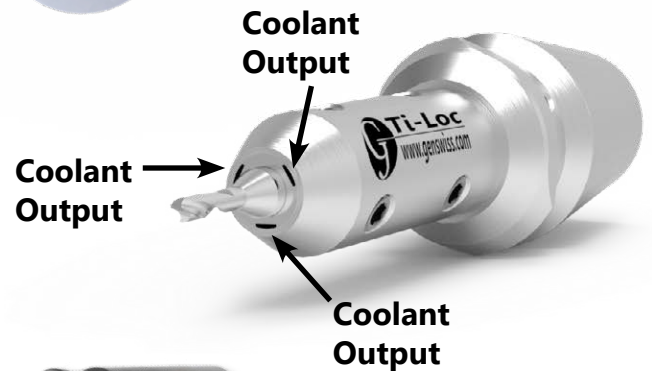


Micro Drills
Micro End Mills
Carbide Slitting Saws




**Pair With GenSwiss Ti-Loc®
Signature Series Tooling**

NEW!!



Coolant-Thru Ti-Loc paired with a
GenSwiss coolant-thru collet sleeve.

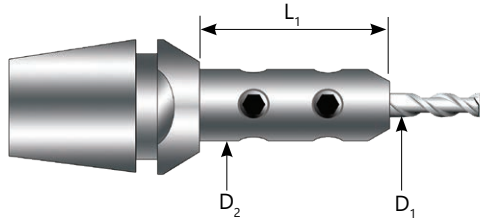


PATENTED



**Collet
Reductions
NOW AVAILABLE!**

- Extend the reach of your tools with superior TIR



Pair the bore size (D1) to the shank size of the high-quality micro end mill of your choice for maximum reach and rigidity.



ER8

Item No.	Description	L ₁	D ₁	D ₂
4900-110100	CTE-08-1.00-064100	10	1	6.4
4900-110150	CTE-08-1.50-064100		1.5	6.4
4900-110159	CTE-08-1.59-064100		.062"	6.4
4900-110200	CTE-08-2.00-064100		2	6.4
4900-110300	CTE-08-3.00-070100		3	7
4900-110318	CTE-08-3.18-070100		.125"	7
4900-115100	CTE-08-1.00-064150	15	1	6.4
4900-115150	CTE-08-1.50-064150		1.5	6.4
Call For Details	CTE-08-1.59-064150		.062"	6.4
Call For Details	CTE-08-2.00-064150		2	6.4
4900-115300	CTE-08-3.00-070150	3	7	
4900-115318	CTE-08-3.18-070150	.125"	7	

NOTE: ER8 Holders Include a special M10x.75 clamping nut.

ER11

Item No.	Description	L ₁	D ₁	D ₂
4900-210100	CTE-11-1.00-064100	10	1	6.4
4900-210150	CTE-11-1.50-064100		1.5	6.4
4900-210159	CTE-11-1.59-064100		.062"	6.4
4900-210200	CTE-11-2.00-064100		2	6.4
4900-210300	CTE-11-3.00-080100		3	8
4900-210318	CTE-11-3.18-080100		.125"	8
4900-215300	CTE-11-3.00-080150	15	3	8
4900-215318	CTE-11-3.18-080150		.125"	8
4900-215400	CTE-11-4.00-080150		4	8
4900-220300	CTE-11-3.00-080200	20	3	8
4900-220318	CTE-11-3.18-080200		.125"	8
4900-220400	CTE-11-4.00-080200		4	8

ER16

Item No.	Description	L ₁	D ₁	D ₂
4900-316100	CTE-16-1.00-064160	16	1	6.4
4900-316150	CTE-16-1.50-064160		1.5	6.4
4900-316159	CTE-16-1.59-064160		.062"	6.4
4900-316200	CTE-16-2.00-064160		2	6.4
4900-316300	CTE-16-3.00-095160		3	9.5
4900-316318	CTE-16-3.18-095160		.125"	9.5
4900-316400	CTE-16-4.00-095160	25	4	9.5
4900-316476	CTE-16-4.76-095160		.187"	9.5
4900-316500	CTE-16-5.00-095160		5	9.5
4900-325300	CTE-16-3.00-095250	25	3	9.5
* 4900-325300C	CTE-16-3.00-095250C		3	9.5
4900-325318	CTE-16-3.18-095250		.125"	9.5
* 4900-325318C	CTE-16-3.18-095250C		.125"	9.5
4900-325400	CTE-16-4.00-095250		4	9.5
4900-325476	CTE-16-4.76-095250		.187"	9.5
4900-325500	CTE-16-5.00-095250		5	9.5

* Coolant-Thru Version

ER20

Item No.	Description	L ₁	D ₁	D ₂
4900-414300	CTE-20-3.00-095140	14	3	9.5
4900-414476	CTE-20-4.76-114140		.187"	11.4
4900-414500	CTE-20-5.00-114140		5	11.4
4900-414600	CTE-20-6.00-125140		6	12.5
4900-414635	CTE-20-6.35-125140		.250"	12.5
4900-416318	CTE-20-3.18-095160		16	.125"
4900-416400	CTE-20-4.00-095160	4		9.5
4900-416476	CTE-20-4.76-114160	.187"		11.4
4900-425300	CTE-20-3.00-095250	25	3	9.5
4900-425318	CTE-20-3.18-095250		.125"	9.5
4900-425400	CTE-20-4.00-095250		4	9.5
4900-425476	CTE-20-4.76-114250		.187"	11.4
4900-425500	CTE-20-5.00-114250		5	11.4
4900-425600	CTE-20-6.00-125250		6	12.5
4900-425635	CTE-20-6.35-125250		.250"	12.5

Collet Reduction

NOW AVAILABLE!

Item No.	Description	Shank Size	Collet Size	Extension Length
Call For Details	RTE-16-08-100254	ER16	ER8	1.0 in

Replacement Stop Screws

Item No.	Size	Fits
8999-000021	M6	ER11
8999-000206	M8	ER16 & 20
8999-000210	M10	ER25



Replacement Set Screws

Item No.	Size
8999-000011	M3
8999-000007	M4
8999-000214	M5

